



MAULANA ABUL KALAM AZAD UNIVERSITY OF TECHNOLOGY, WEST BENGAL

(FORMERLY WEST BENGAL UNIVERSITY OF TECHNOLOGY)

Main Campus: Haringhata, Nadia, Pin – 741249

Kolkata Campus: BF-142, Sector-I, Salt Lake City, Kolkata – 700 064 (INDIA)

No. COE/MAKAUT,WB/952/2025

Date: 25/02/2025

NOTICE FOR CREATION OF ABC ID/APAAR ID AND SUBMISSION AT EXAMINATION PORTAL

Academic Bank of Credit ID (ABC ID)/Automated Permanent Academic Account Registry ID (APAAR ID) is a means to access Academic credentials from the National Academic Depository of the Govt. of India provided it is uploaded by the Awarding Institution. The University in this matter has taken initiative to upload the details of the students.

During the process it has been identified that due to technical issues many of the students ABC ID/APAAR ID did not generate automatically.

In view of this, the college authority is informed to immediately sensitize the importance of the ABC ID/APAAR ID to the students and ask them to verify that their account on examination portal for the ABC ID /APPAR ID.

IN CASE, IF THE ID IS NOT AVAILABLE, THEY ARE SUPPOSE TO CREATE THIS ID FOLLOWING THE STEPS PROVIDED IN MANUAL AND SUBMIT THE INFORMATION ON THE EXAMINATION PORTAL WITHOUT FAIL BY 10/03/2025.

THIS FACILITY IS AVAILABLE TO INDIAN STUDENTS ONLY.

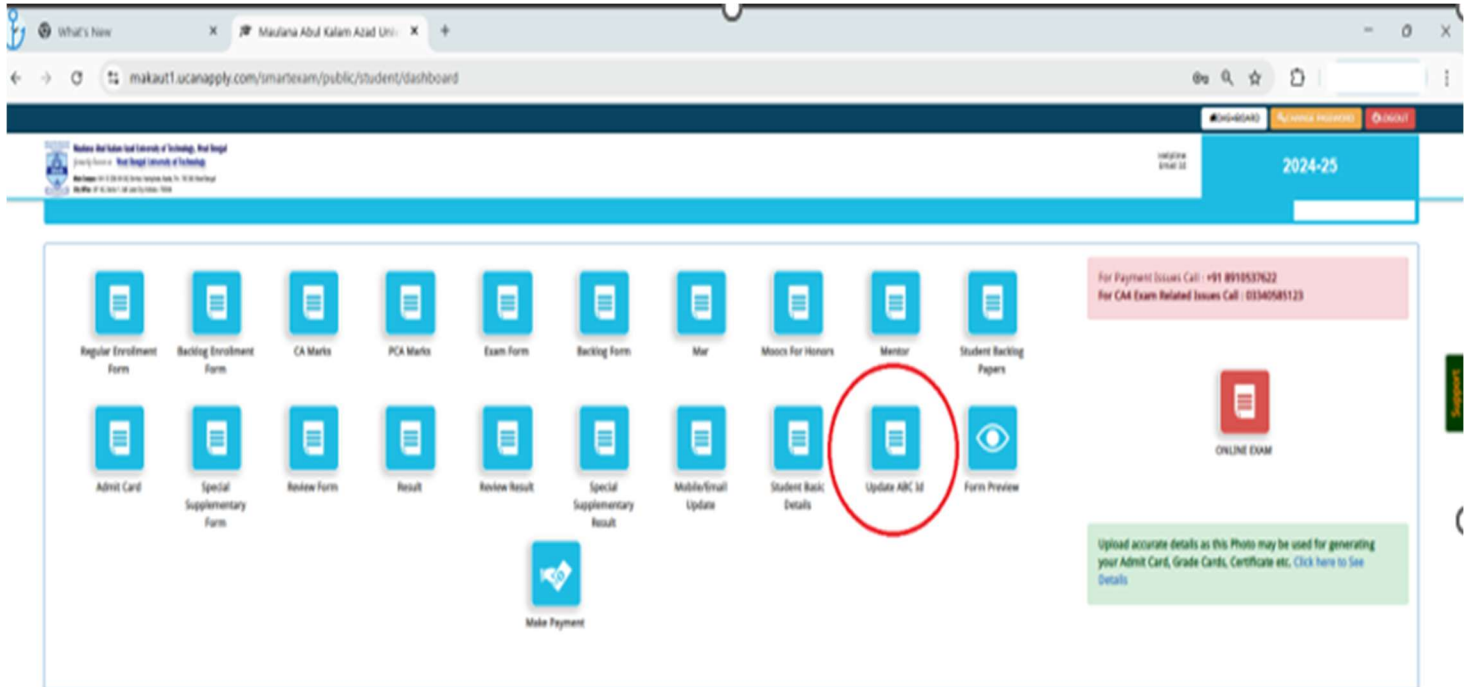
ALL STUDENTS OTHER THEN INDIAN NATIONAL WILL SELECT THE OPTION FOREIGN NATIONAL IN THE CHECK BOX IN EXAMINATON PORTAL.

REFER STEPS AND SCREEN SHOTS FOR THE CLARITY OF THE STUDENTS FOR SUBMISSION OF ABC ID/APAAR ID ON EXAMINATON PORTAL – **(ANNEXURE -II)**.

FOR DETAILS FOR CREATION OF THE APAAR ID/ABC ID – (ANNEXURE – II)

(Dr. Subhashis Datta)
Controller of Examinations

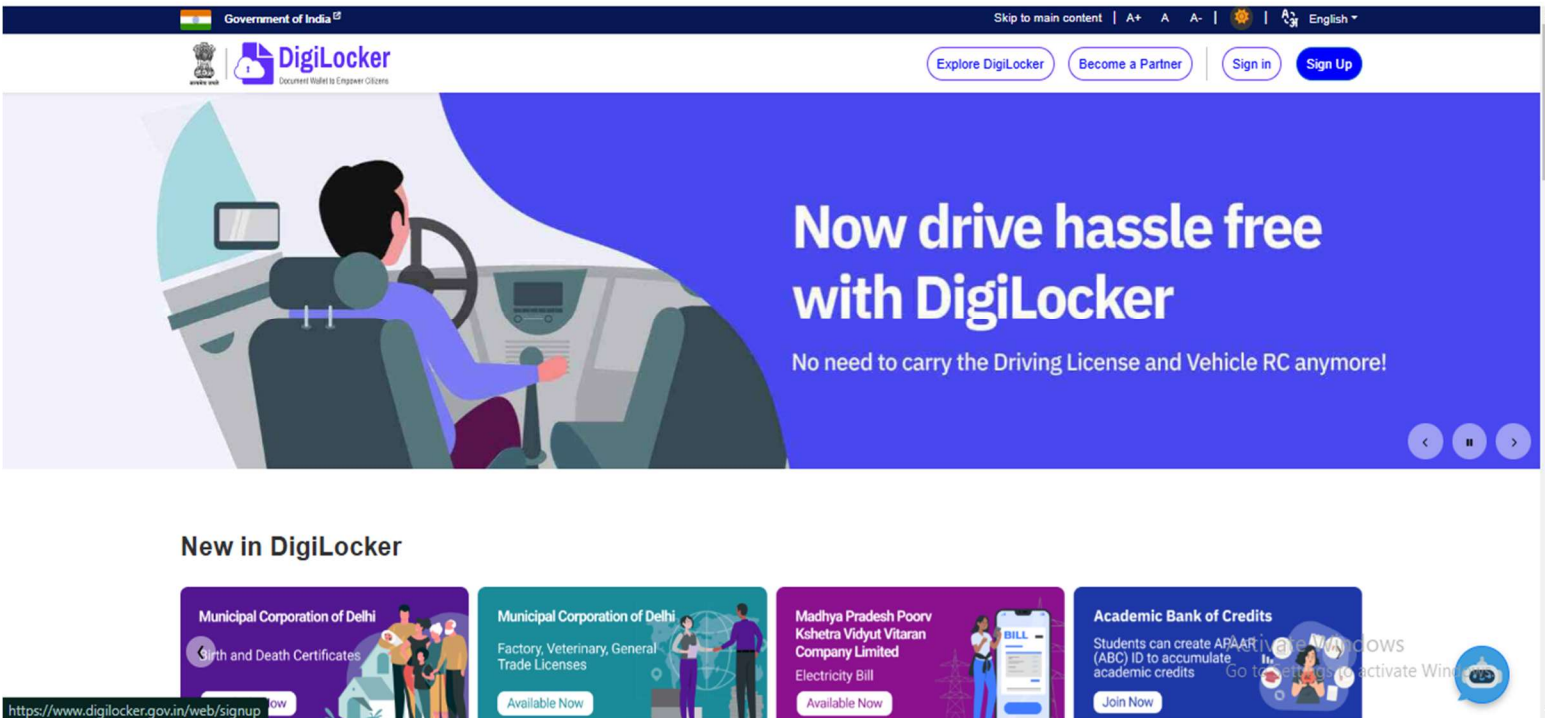
ANNEXURE - I



This screenshot shows the 'makaut1.ucanapply.com/smartexam/public/student/get-update-abc-id' page. The form is titled 'ABC ID:' and includes a 'Foreign National' dropdown menu with options 'NO', 'NO', and 'YES'. Below this is a 'Re-enter Valid ABC ID' text input field. At the bottom of the form are 'Submit' and 'Cancel' buttons. The page header and footer are consistent with the previous screenshot.

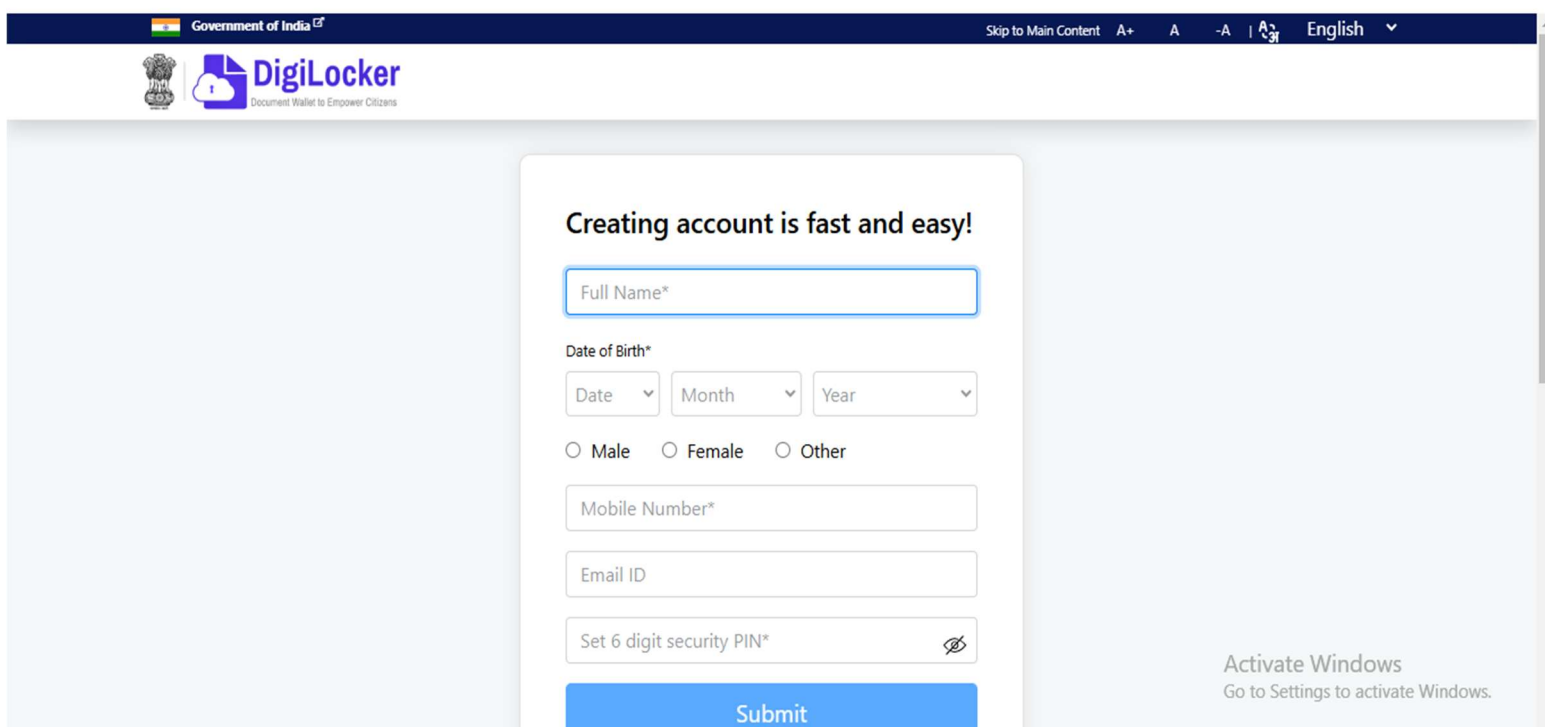
ANNEXURE II

STEP 1



The screenshot shows the DigiLocker homepage. At the top, there is a header with the Government of India logo, the DigiLocker logo, and navigation links: "Skip to main content", "A+", "A", "A-", "English", "Explore DigiLocker", "Become a Partner", "Sign in", and "Sign Up". The main banner features an illustration of a person driving a car and the text: "Now drive hassle free with DigiLocker" and "No need to carry the Driving License and Vehicle RC anymore!". Below the banner, the "New in DigiLocker" section displays four cards: "Municipal Corporation of Delhi" (Birth and Death Certificates), "Municipal Corporation of Delhi" (Factory, Veterinary, General, Trade Licenses), "Madhya Pradesh Poorv Kshetra Vidyut Vitaran Company Limited" (Electricity Bill), and "Academic Bank of Credits" (Students can create APAR (ABC) ID to accumulate academic credits). A URL "https://www.digilocker.gov.in/web/signup" is visible in the bottom left corner.

STEP 2




The screenshot shows the DigiLocker account creation form. The header is identical to the previous screenshot. The form is titled "Creating account is fast and easy!". It contains the following fields and options:


- Full Name*
- Date of Birth*
 - Date
 - Month
 - Year
- Gender: ☐ Male ☐ Female ☐ Other
- Mobile Number*
- Email ID
- Set 6 digit security PIN* (with a "Show/Hide" icon)
- Submit button

In the bottom right corner, there is a Windows watermark: "Activate Windows Go to Settings to activate Windows."

STEP 3

 Government of India

Skip to Main ContentA+ A -A | English

 **DigiLocker**
Document Wallet to Empower Citizens

Sign In to your account!


MobileUsernameAadhaar

Mobile Number*


Enter your registered Mobile Number

Next

Do not have an account? [Sign Up](#)


 **DigiLocker**
Document Wallet to Empower Citizens

HomeNeed Help


Powered by  Digital India

Activate Windows
Go to Settings to activate Windows.

STEP 4

 Government of India

Skip to Main ContentA+ A -A | English

 **DigiLocker**
Document Wallet to Empower Citizens

Sign In to your account!

MobileUsernameAadhaar

S


6 digit security PIN*

Enter your 6 digit security PIN


[Forgot security PIN?](#)

Sign In

Do not have an account? [Sign Up](#)


 **DigiLocker**
Document Wallet to Empower Citizens

HomeNeed Help

Powered by  Digital India

Activate Windows
Go to Settings to activate Windows.

STEP 5



A+

A

A-

English

Home

Issued Documents

Search Documents

Drive

DigiLocker Services

About DigiLocker

Access UMANG

Documents

DigiLocker 'Issued Documents' are at par with original documents as per IT ACT, 2000

Search Documents

Q

State Government

VIEW ALL (38)

Andaman & Nicobar

Andhra Pradesh

Arunachal Pradesh

Assam

Bihar

Chandigarh

Chhattisgarh

Dadra and Nagar ...

Banking, Financial Services and Insurance

VIEW ALL (90)

Aditya Birla Health...

Bajaj Allianz Life Insuranc...

CAMS (Computer Ag...


Directorate of Treasuries an...

IFFCO Tokio General...

KFin Technologies...

Liberty General Insurance

STEP 6



A+

A

A-

English

Home

Issued Documents

Search Documents

Drive

DigiLocker Services

About DigiLocker

Access UMANG

←

Q

AAPAR

×

Q

1 Issuers found

Category

State

Sort

View

1 Documents

Academic Bank of Credits has been established on the lines of the National Academic Depository (NAD)...

Education & Learning


« Previous

1

Next »

Activate Windows
Go to Settings to activate Windows

STEP 7



A+

A

A-

English

Home

Issued Documents

Search Documents


Drive

DigiLocker Services


About DigiLocker

Access UMANG

← Academic Bank of Credits




Academic Bank of Credits has been established on the lines of the National Academic Depository (NAD), in the sense, NAD is the backbone of ABC, where the students' academic data are held and academic ... [Read More](#)




APAAR ID

Activate Windows

Go to Settings to activate Windows



STEP 8



A+

A

A-

English

Home

Issued Documents

Search Documents

Drive

DigiLocker Services

About DigiLocker

Access UMANG

Get your document by entering the required details

Name (as per Aadhaar)

Date of Birth

Gender

Mobile

Identity Value

Identity Type

Admission Year

I am a student at...

☒ I provide my consent to DigiLocker to share my details with the Issuers for the purpose of fetching my documents.

[Get Document](#)

Academic Bank of Credits has been established on the lines of the National Academic Depository (NAD), in the sense, NAD is the backbone of ABC, where the students' academic data are held and academic awards are stored (i.e. storehouse of academic awards). Despite the fact that ABC enables students to register or commence credit transfer, the final outcomes of credit redemption and issuance of certificates, as well as the compilation of award records, are administered by academic institutions via the NAD Platform. Hence being the owner of academic awards, Academic Institutions must mandatorily register themselves under ABC via NAD

Activate Windows

Go to Settings to activate Windows

